



## APPENDIX A

# Facility Index

---



TABLE A-1 (1 OF 3): INDEX SUMMARY OF AIRPORT-OWNED FACILITIES

AIRPORT FACILITY NUMBER	VFA FACILITY NUMBER	FACILITY TYPE / DESCRIPTION	AGE OF FACILITY (YEARS)	AREA LOCATION	VFA BUILDING SIZE (SQUARE FEET)	FACILITY CONDITION INDEX (FCI)	REQUIREMENTS INDEX (RI)
1-01	190	Passenger Terminal / Main Terminal Building	62	Terminal Area	357,607	0.85	1.63
1-01TTS	343	Support / Tug Traffic and Baggage Handling	17	Terminal Area	3,000	0.00	0.00
1-02	205	Passenger Terminal / Concourse C	52	Terminal Area	37,936	0.38	1.10
1-03	207	Passenger Terminal / Concourse D	51	Terminal Area	211,729	0.46	1.47
1-04	209	Passenger Terminal / Concourse E	49	Terminal Area	62,999	0.45	0.90
1-05	350	Airport Administration / Airport Services & Offices	55	Terminal Area	38,114	0.70	1.38
1-06	330	Passenger Terminal / International Arrivals Building	42	Terminal Area	21,038	0.27	1.12
1-07	220	Airport Maintenance, Utility & Support - Chiller / Boiler House	18	Terminal Area	22,779	0.36	1.23
1-08	400	Support / Terminal Area Parking Structure	40	Terminal Area	2,392,038	0.18	0.71
1-08A	210	Airport Maintenance / Electrical Distribution Building	4	Terminal Area	4,781	0.00	0.00
1-08D	401	Daily Parking Entrance Canopy	16	Terminal Area	2,000	0.00	0.00
1-08H	402	Hourly Parking Entrance Canopy	16	Terminal Area	2,000	0.00	0.00
1-21	403	Parking Revenue Collection / CPS Parking Administration	16	Terminal Area	6,867	0.04	0.77
1-27	250	Public Shelter / Taxi Stop Booth	2	Terminal Area	100	0.00	0.10
1-35	286	Aircraft Maintenance - Delta Maintenance	17	Terminal Area	4,286	0.03	0.75
1-40	213	Airport Maintenance & Support / Hydrant Fuel Control	5	Fuel Farm Area	130	0.00	0.00
1-42	421	Airport Maintenance & Support / Equilon Pipeline Control	5	Fuel Farm Area	50	0.00	0.00
C1-53	340	Public Restroom / Taxi Restroom Building	1	Terminal Area	350	0.00	0.00
102a / 102b	6102	Cargo & Airport Maintenance / Air Cargo Carriers & Storage	60	MKE Regional Business Park	45,317	0.60	1.11
104	6104	Cargo / Air Cargo Carriers	58	MKE Regional Business Park	7,676	0.50	0.88
105	6105	Support / Management of MKE Regional Business Park	23	MKE Regional Business Park	810	0.14	0.51
106	6106	Support / Management of MKE Regional Business Park	42	MKE Regional Business Park	10,740	0.36	1.10
108	6108	Support / Management of MKE Regional Business Park	21	MKE Regional Business Park	2,012	0.69	1.12
109	6109	Support / Management of MKE Regional Business Park	25	MKE Regional Business Park	5,200	0.36	0.47
112	6112	Business Lease - Dog Paddle	55	MKE Regional Business Park	4,414	0.48	0.86
114	6114	Cargo / Air Cargo Carriers	32	MKE Regional Business Park	2,000	0.37	0.73
120	6120	Support & Utility / Fire Protection Pumphouse	21	MKE Regional Business Park	824	0.99	0.99
121	6121	Cargo / Air Cargo Carriers	19	MKE Regional Business Park	3,024	0.13	0.45
122	6122	Airport Maintenance / Storage (Heated)	17	MKE Regional Business Park	1,800	0.12	0.43
125	6125	Airport Maintenance / Cold Storage Shed	23	MKE Regional Business Park	648	0.13	0.49
126	6126	Business Lease	23	MKE Regional Business Park	648	0.13	0.49
127	6127	Airport Maintenance / Cold Storage Shed	23	MKE Regional Business Park	648	0.13	0.49
128	6128	Airport Maintenance / Cold Storage Shed	23	MKE Regional Business Park	648	0.13	0.49
129	6129	Federal Aviation Administration Storage Building	23	MKE Regional Business Park	1,500	0.00	0.00
130	6130	Airport Maintenance / Cold Storage Shed	21	MKE Regional Business Park	1,386	0.15	0.54
131	6131	Airport Maintenance / Cold Storage Shed	21	MKE Regional Business Park	905	0.14	0.51

TABLE A-1 (2 OF 3): INDEX SUMMARY OF AIRPORT-OWNED FACILITIES

AIRPORT FACILITY NUMBER	VFA FACILITY NUMBER	FACILITY TYPE / DESCRIPTION	AGE OF FACILITY (YEARS)	AREA LOCATION	VFA BUILDING SIZE (SQUARE FEET)	FACILITY CONDITION INDEX (FCI)	REQUIREMENTS INDEX (RI)
132	6132	Airport Maintenance / Cold Storage Shed	21	MKE Regional Business Park	696	0.13	0.50
133	6133	Business Lease	19	MKE Regional Business Park	5,189	0.13	0.47
134	6134	Airport Maintenance / Cold Storage Shed	16	MKE Regional Business Park	2,520	0.12	0.44
135	6135	Support / Management of MKE Regional Business Park	21	MKE Regional Business Park	961	0.14	0.52
201	6201	Business Lease	52	MKE Regional Business Park	630	0.03	0.40
202	6202	Business Lease	23	MKE Regional Business Park	1,296	0.14	0.54
203	6203	Business Lease	27	MKE Regional Business Park	1,484	0.53	0.95
204	6204	Business Lease	27	MKE Regional Business Park	2,052	0.33	0.44
205	6205	Business Lease - Hunger Task Force	61	MKE Regional Business Park	56,130	0.58	0.72
206	6206	Business Lease	15	MKE Regional Business Park	3,024	0.13	0.45
207	6207	Business Lease	23	MKE Regional Business Park	1,340	0.60	0.97
208	6208	Cargo / Air Cargo Carriers	39	MKE Regional Business Park	13,151	0.23	0.63
209	6209	Business Lease	29	MKE Regional Business Park	14,595	0.64	1.12
212	6212	128th Wisconsin Air National Guard Lease - Fire Station	57	MKE Regional Business Park	10,612	0.48	0.77
216	6216	Business Lease / Air Compressor & Fire Suppression	23	MKE Regional Business Park	862	0.27	0.60
217	6217	Aircraft Maintenance / SkyWest Airlines, Inc.	61	MKE Regional Business Park	69,848	0.55	0.74
218	6218	Business Lease - Manufacturing	42	MKE Regional Business Park	2,699	0.32	0.98
219	6219	Business Lease	42	MKE Regional Business Park	5,280	0.00	0.00
220	6220	Airport Maintenance / Airport Electrical Shop	17	MKE Regional Business Park	21,520	0.12	0.47
222	6222	Business Lease - Manufacturing	21	MKE Regional Business Park	9,005	0.45	0.76
224	6224	Support / Fire Chief Office	21	MKE Regional Business Park	2,256	0.60	0.97
225	6225	MKE Business Park Lease	21	MKE Regional Business Park	2,232	0.15	0.57
255	6255	Support / Airport Fire Department Storage	21	MKE Regional Business Park	936	0.14	0.52
259	6259	Support / Airport Fire Department Confined Space Training	17	MKE Regional Business Park	64	0.06	0.23
261	6261	Support / Airport Fire Department Air-Pak Training	13	MKE Regional Business Park	510	0.32	0.87
262	6262	Support / Airport Fire Department Readiness Training Facility	14	MKE Regional Business Park	5,544	0.34	0.93
302	6302	Airport Maintenance / Snow Removal Equipment Storage (Former Military Hangar)	42	MKE Regional Business Park	22,452	0.32	0.99
303	6303	Business Lease	38	MKE Regional Business Park	1,372	0.28	0.67
305	6305	Support / Museum - Mitchell Gallery of Flight	19	MKE Regional Business Park	2,800	0.28	0.72
404	6404	Support / Airport Fire Department Training	16	MKE Regional Business Park	64	0.10	0.50
4-01	380	Support / Aircraft Rescue & Fire Fighting Station	37	SMA	13,706	0.70	1.28
4-02	370	Airport Maintenance / Heated Storage: Equipment, Parts, Sand	30	SMA	24,147	0.47	1.13
4-02A	371	Airport Maintenance / Cold Storage Building	5	SMA	16,000	0.00	0.00
4-03	374	Airport Maintenance / Storage: Dry Chemical Deicing	35	SMA	4,175	0.03	0.58
4-04	372	Airport Maintenance / Combined Maintenance Facility	66	SMA	88,448	0.00	0.68

TABLE A-1 (3 OF 3): INDEX SUMMARY OF AIRPORT-OWNED FACILITIES

AIRPORT FACILITY NUMBER	VFA FACILITY NUMBER	FACILITY TYPE / DESCRIPTION	AGE OF FACILITY (YEARS)	AREA LOCATION	VFA BUILDING SIZE (SQUARE FEET)	FACILITY CONDITION INDEX (FCI)	REQUIREMENTS INDEX (RI)
C4-04E	360	Airport Maintenance / Fueling Dispensing Canopy	20	SMA	600	0.00	0.00
C4-04W	362	Airport Maintenance / Fueling Dispensing Canopy	20	SMA	600	0.00	0.00
4-05	376	County Highway Maintenance / Salt Storage Dome	27	SMA	14,059	0.00	0.66
4-06	254	County Highway Maintenance / 3-Sided Storage Structure	27	SMA	7,473	0.15	0.64
4-08	413	Support & Utility / Water Service Building	27	SMA	696	0.00	0.38
4-09	414	Support / United States Department of Agriculture Storage Building	27	SMA	125	0.15	0.64
4-09-T1	416	Airport Maintenance / Fuel & Oil Storage Container	5	SMA	250	0.00	0.00
4-10	297	Airport Maintenance / Fuel Pump House	27	SMA	119	0.00	0.30
4-18	221	Support / Ground Run-Up Enclosure Office	15	SMA	171	0.00	0.30
4-19	222	Support / Ground Run-Up Enclosure	15	SMA	45,000	0.00	0.21
4-20	255	County Highway Maintenance / Cold Storage	47	SMA	450	0.00	0.36
4-21	253	County Highway Maintenance / Salt Brine Pump Building	27	SMA	36	0.00	0.19
4-23	263	County Highway Maintenance / Cold Storage	47	SMA	308	0.00	0.33
4-24	266	County Highway Maintenance / Cold Storage	47	SMA	128	0.00	0.25
4-25	259	County Highway Maintenance / Cold Storage	47	SMA	330	0.00	0.34
4-28	382	Airport Maintenance / Electrical Regulator Building	10	SMA	5,000	0.00	0.00
5-07	351	Airport Maintenance / College Avenue Tunnel-Fire Pump House	5	East of College Avenue Tunnel	150	0.00	0.00
5-09	419	Airport Maintenance / College Avenue Tunnel-Control Facility	5	East of College Avenue Tunnel	500	0.00	0.00
3-02	386	Cargo / Air Freight Building Multiple Tenants: United Parcel Service, Others	27	West Cargo Area	45,600	0.00	0.00
3-10	284	Aircraft Maintenance / Sky West Airlines, Inc.	27	West Cargo Area	158,683	0.06	0.72
3-16	285	Public Use Picnic Shelter	37	West of Cargo Area	779	0.00	0.54
3-24	224	Support / Deice Pad Lift Station Electrical Equipment Canopy	2	West of Cargo Area	144	0.00	0.00
3-30	225	Support / Glycol Storage Tank Electrical Equipment Canopy	15	West of Cargo Area	50	0.00	0.00

Source: VFA, Inc., 2017.








# Asset List Report By Replacement Value

**Reporting Currency: USD**  
Adjustment Factor: 0%







**Department/Division Name: DOT - Airports**

**Site Name: GMIA: Airside**

Asset	Number	Age	Use	Size	Replacement Value	Cost/Unit	FCI Cost	FCI	RI Cost	RI	Asset Primary Photo
<b>Asset Type: Building</b>											
Pump House (7-24)	251	25	Maintenance Building	40	4,000	100	0	0.00	0	0.00	
Storage Building (4-04-T1)	215	17	Storage Building	60	6,000	100	0	0.00	0	0.00	
Gate 3B Guard Shack	305	5	Guard Station	32	6,400	200	0	0.00	0	0.00	
Portable Guard Shack	315	10	Guard Station	32	6,400	200	0	0.00	0	0.00	
Portable Guard Shack (4-03-T1)	208	17	Guard Station	32	6,400	200	0	0.00	0	0.00	









# Asset List Report By Replacement Value

Asset	Number	Age	Use	Size	Replacement Value	Cost/Unit	FCI Cost	FCI	RI Cost	RI	Asset Primary Photo
USDA Storage Building (4-09)	414	27	Storage Building	125	7,593	61	1,124	0.15	4,891	0.64	
Gate 3J Guard Shack	308	5	Guard Station	40	8,000	200	0	0.00	0	0.00	
Gate 9F Guard Shack	320	5	Guard Station	40	8,000	200	0	0.00	0	0.00	
Fuel Pump House (4-10)	297	27	Maintenance Building	119	8,649	73	0	0.00	2,614	0.30	
Electrical Equipment Canopy	225	15	Airport Services Building	50	10,000	200	0	0.00	0	0.00	
Equilon Pipeline Control Building (1-42)	421	5	Maintenance Building	50	10,000	200	0	0.00	0	0.00	









# Asset List Report By Replacement Value

Asset	Number	Age	Use	Size	Replacement Value	Cost/Unit	FCI Cost	FCI	RI Cost	RI	Asset Primary Photo
Gate 2A Guard Shack	300	5	Guard Station	50	10,000	200	0	0.00	0	0.00	
Gate 4A Guard Shack	310	5	Guard Station	50	10,000	200	0	0.00	0	0.00	
Gate 4H Guard Shack (4-13)	313	5	Guard Station	50	10,000	200	0	0.00	0	0.00	
Gate 9L Guard Shack (1-50)	323	5	Guard Station	50	10,000	200	0	0.00	0	0.00	
Gate 9M Guard Shack (1-51)	324	5	Guard Station	60	12,000	200	0	0.00	0	0.00	
Ground Run-Up Enclosure Office (4-18)	221	15	Maintenance Building	171	12,064	71	0	0.00	3,566	0.30	











# Asset List Report By Replacement Value

Asset	Number	Age	Use	Size	Replacement Value	Cost/Unit	FCI Cost	FCI	RI Cost	RI	Asset Primary Photo
Fuel/Oil Storage Container (4-09-T1)	416	5	Storage Building	250	12,500	50	0	0.00	0	0.00	
Maintenance Storage Container	418	5	Storage Building	300	15,000	50	0	0.00	0	0.00	
Storage Building (3-27B)	226	20	Storage Building	160	16,000	100	0	0.00	0	0.00	
Electrical Equipment Shelter	224	2	Airport Services Building	144	30,000	208	0	0.00	0	0.00	
Fuel Farm Control Building (1-40)	213	5	Maintenance Building	130	32,500	250	0	0.00	0	0.00	
Water Service Building (4-08)	413	27	Maintenance Building	696	37,933	55	0	0.00	14,516	0.38	








# Asset List Report By Replacement Value

Asset	Number	Age	Use	Size	Replacement Value	Cost/Unit	FCI Cost	FCI	RI Cost	RI	Asset Primary Photo
Tunnel Control Building (5-09)	419	5	Maintenance Building	500	125,000	250	0	0.00	0	0.00	
Tug Tunnel South (1-01TTS)	343	17	Airport Services Building	3,000	240,000	80	0	0.00	0	0.00	
Maintenance Building (4-03)	374	35	Maintenance Building	4,175	291,330	70	8,250	0.03	169,392	0.58	
Delta Maintenance Building (1-35)	286	17	Maintenance Building	4,286	303,683	71	8,836	0.03	229,161	0.75	
Fuel Farm Electrical Building	212	2	Maintenance Building	300	475,000	1,583	0	0.00	0	0.00	
Maintenance Storage Building (4-02A)	371	5	Storage Building	16,000	1,120,000	70	0	0.00	0	0.00	



# Asset List Report By Replacement Value

Asset	Number	Age	Use	Size	Replacement Value	Cost/Unit	FCI Cost	FCI	RI Cost	RI	Asset Primary Photo
Maintenance Storage Building (4-02)	370	30	Storage Building	24,147	1,498,542	62	700,508	0.47	1,689,151	1.13	
Regulator Building (4-28)	382	10	Maintenance Building	5,000	1,500,000	300	0	0.00	0	0.00	
Crash and Fire Rescue Station (4-01)	380	37	Airport Services Building	13,706	2,757,892	201	1,917,335	0.70	3,538,748	1.28	
Ground Run-Up Enclosure (4-19)	222	15	Maintenance Building	45,000	4,500,000	100	0	0.00	938,531	0.21	
<b>Subtotal for Building</b>				<b>118,845</b>	<b>13,100,885</b>	<b>110</b>	<b>2,636,052</b>	<b>0.20</b>	<b>6,590,569</b>	<b>0.50</b>	
<b>Asset Type: Electrical Distribution</b>											
Fuel Farm Electrical Generator	211	2		1	120,000	120,000	0	0.00	0	0.00	
<b>Subtotal for Electrical Distribution</b>				<b>1</b>	<b>120,000</b>	<b>120,000</b>	<b>0</b>	<b>0.00</b>	<b>0</b>	<b>0.00</b>	
<b>Asset Type: Fuel Distribution</b>											
Hydrant Fuel	Unknown	15		1	10,000,000	10,000,000	1,278,028	0.13	1,278,049	0.13	No photo



# Asset List Report By Replacement Value

Asset	Number	Age	Use	Size	Replacement Value	Cost/Unit	FCI Cost	FCI	RI Cost	RI Photo	Asset Primary Photo
System (Fuel Farm Facility)											
<b>Subtotal for Fuel Distribution</b>				<b>1</b>	<b>10,000,000</b>	<b>10,000,000</b>	<b>1,278,028</b>	<b>0.13</b>	<b>1,278,049</b>	<b>0.13</b>	<b>0.13</b>
<b>Asset Type: Tank</b>											
Underground Storage Tank A-ZZ	649375	31		550	27,596	50	123,453	4.47	123,453	4.47	No photo available
Underground Storage Tank C-7	299831	36		2,000	48,638	24	165,590	3.40	165,590	3.40	No photo available
Underground Storage Tank A-32	Non-regulated (40200-1302)	38		1,000	48,648	49	137,412	2.82	137,412	2.82	No photo available
Underground Storage Tank A-33	300169	35		1,000	48,648	49	164,367	3.38	164,367	3.38	No photo available
Aboveground Storage Tank A-34A	915242	27		250	76,358	305	95,448	1.25	95,448	1.25	No photo available
Aboveground Storage Tank A-34B	915243	27		250	76,358	305	95,448	1.25	95,448	1.25	No photo available
Underground Storage Tank A-44	300164	36		15,000	118,244	8	267,384	2.26	267,384	2.26	No photo available
Underground Storage Tank A-36	769165	17		20,000	145,597	7	181,996	1.25	181,996	1.25	No photo available
Underground Storage Tank C-1	299834	36		30,000	205,724	7	382,645	1.86	382,645	1.86	No photo available



# Asset List Report By Replacement Value

Asset	Number	Age	Use	Size	Replacement Value	Cost/Unit	FCI Cost	FCI	RI Cost	RI	Asset Primary Photo
Underground Storage Tank C-2	299835	36		30,000	205,724	7	382,645	1.86	382,645	1.86	No photo available
Underground Storage Tank C-3	299836	36		30,000	205,724	7	382,645	1.86	382,645	1.86	No photo available
Underground Storage Tank A-XX	303851	31		40,000	238,788	6	422,037	1.77	422,037	1.77	No photo available
Underground Storage Tank A-YY	303852	31		40,000	238,788	6	422,037	1.77	422,037	1.77	No photo available
				<b>Subtotal for Tank</b>	<b>210,050</b>	<b>8</b>	<b>3,223,108</b>	<b>1.91</b>	<b>3,223,108</b>	<b>1.91</b>	
<b>Site Name: GMIA: Airside</b>					<b>24,905,720</b>		<b>7,137,188</b>	<b>0.29</b>	<b>11,091,726</b>	<b>0.45</b>	
<b>Department/Division Name: DOT - Airports</b>					<b>24,905,720</b>		<b>7,137,188</b>	<b>0.29</b>	<b>11,091,726</b>	<b>0.45</b>	
<b>Summary</b>					<b>24,905,720</b>		<b>7,137,188</b>	<b>0.29</b>	<b>11,091,726</b>	<b>0.45</b>	








# Asset List Report By Name

**Reporting Currency: USD**  
Adjustment Factor: 0%



**Department/Division Name: DOT - Highway Division**

**Site Name: GMIA**

Asset	Number	Age	Use	Size	Replacement Value	Cost/Unit	FCI Cost	FCI	RI Cost	RI	Asset Primary Photo
<b>Asset Type: Building</b>											
Cold Storage Building (4-20)	255	47	Storage Building	450	26,255	58	0	0.00	9,385	0.36	
Cold Storage Building (4-23)	263	47	Storage Building	308	25,574	83	0	0.00	8,504	0.33	
Cold Storage Building (4-24)	266	47	Storage Building	128	14,062	110	0	0.00	3,534	0.25	
Cold Storage Building (4-25)	259	47	Storage Building	330	26,856	81	0	0.00	9,112	0.34	
Salt Brine Pump Building (4-21)	253	27	Storage Building	36	3,891	108	0	0.00	751	0.19	



# Asset List Report By Name

Asset	Number	Age	Use	Size	Replacement Value	Cost/Unit	FCI Cost	FCI	RI Cost	RI	Asset Primary Photo
Salt Brine Pump Building	267	37	Storage Building	72	7,200	100	0	0.00	0	0.00	
Salt Storage Dome (4-05)	376	27	Storage Building	14,059	584,369	42	0	0.00	388,186	0.66	
				<b>Subtotal for Building</b>	<b>688,205</b>	<b>45</b>	<b>0</b>	<b>0.00</b>	<b>419,473</b>	<b>0.61</b>	
<b>Site Name: GMIA</b>					<b>688,205</b>		<b>0</b>	<b>0.00</b>	<b>419,473</b>	<b>0.61</b>	
<b>Department/Division Name: DOT - Highway Division</b>					<b>688,205</b>		<b>0</b>	<b>0.00</b>	<b>419,473</b>	<b>0.61</b>	
<b>Summary</b>					<b>688,205</b>		<b>0</b>	<b>0.00</b>	<b>419,473</b>	<b>0.61</b>	








# Asset List Report By Name

**Reporting Currency: USD**  
Adjustment Factor: 0%

**Department/Division Name: DOT - Airports**







**Site Name: GMIA: Landside**

Asset	Number	Age	Use	Size	Replacement Value	Cost/Unit	FCI Cost	FCI	RI Cost	RI	Asset Primary Photo
<b>Asset Type: Building</b>											
Baggage Claim Canopy	388	17	Public Shelter	1	0	0	0	0.00	0	0.00	
Boiler House (1-07)	220	18	Maintenance Building	22,779	3,727,732	164	1,351,901	0.36	4,597,345	1.23	
CPS Administration (1-21)	403	16	Airport Services Building	6,867	1,482,169	216	56,620	0.04	1,147,288	0.77	
Daily Parking Entrance Canopy (C1-08D)	401	16	Shelter	2,000	100,000	50	0	0.00	0	0.00	
Electrical Distribution Building (1-08A)	210	4	Maintenance Building	4,781	6,272,000	1,312	0	0.00	0	0.00	











# Asset List Report By Name

Asset	Number	Age	Use	Size	Replacement Value	Cost/Unit	FCI Cost	FCI	RI Cost	RI	Asset Primary Photo
Employee Lot Shelter (1-11)	381	18	Public Shelter	124	8,872	72	2,540	0.29	5,208	0.59	
Employee Lot Shelter (1-12)	379	18	Public Shelter	124	8,872	72	2,540	0.29	5,208	0.59	
Employee Lot Shelter (1-11A)	383	18	Public Shelter	124	8,872	72	0	0.00	0	0.00	
Fuel Dispensing Canopy (C4-04E)	360	20	Shelter	600	30,000	50	0	0.00	0	0.00	
Fuel Dispensing Canopy (C4-04W)	362	20	Shelter	600	30,000	50	0	0.00	0	0.00	
Gate 3D Guard Shack	306	5	Guard Station	50	10,000	200	0	0.00	0	0.00	









# Asset List Report By Name

Asset	Number	Age	Use	Size	Replacement Value	Cost/Unit	FCI Cost	FCI	RI Cost	RI	Asset Primary Photo
Gate 7B Guard Shack	317	5	Guard Station	50	10,000	200	0	0.00	0	0.00	
Highway Storage Building (4-06)	254	27	Storage Building	7,473	453,926	61	67,136	0.15	292,343	0.64	
Hourly Parking Entrance Canopy (C1-08H)	402	16	Shelter	2,000	100,000	50	0	0.00	0	0.00	
North Pedestrian Bridge (1-08N)	342	17	Airport Services Building	1	0	0	0	0.00	0	0.00	
Parking Exit Plaza Canopy (C1-21)	385	17	Public Shelter	1	0	0	0	0.00	0	0.00	
Parking Structure (1-08)	400	40	Storage Building	2,392,038	97,449,690	41	17,813,460	0.18	68,955,711	0.71	









# Asset List Report By Name

Asset	Number	Age	Use	Size	Replacement Value	Cost/Unit	FCI Cost	FCI	RI Cost	RI	Asset Primary Photo
Parking Toll Booth B10 (1-21J)	218	16	Ticket Booth	34	8,649	254	1,330	0.15	9,684	1.12	
Parking Toll Booth B11 (1-21K)	214	16	Ticket Booth	34	8,649	254	1,330	0.15	9,684	1.12	
Parking Toll Booth B12 (1-21L)	216	16	Ticket Booth	34	8,649	254	1,330	0.15	9,684	1.12	
Parking Toll Booth B13 (1-21M)	217	16	Ticket Booth	34	8,649	254	1,330	0.15	9,684	1.12	
Parking Toll Booth B2 (1-21A)	405	16	Ticket Booth	34	8,649	254	1,330	0.15	9,684	1.12	
Parking Toll Booth B3 (1-21B)	406	16	Ticket Booth	34	8,649	254	1,330	0.15	9,684	1.12	









# Asset List Report By Name

Asset	Number	Age	Use	Size	Replacement Value	Cost/Unit	FCI Cost	FCI	RI Cost	RI	Asset Primary Photo
Parking Toll Booth B4 (1-21C)	407	16	Ticket Booth	34	8,649	254	1,330	0.15	9,684	1.12	
Parking Toll Booth B5 (1-21D)	408	16	Ticket Booth	34	8,649	254	1,330	0.15	9,684	1.12	
Parking Toll Booth B6 (1-21E)	409	16	Ticket Booth	34	8,649	254	1,330	0.15	9,684	1.12	
Parking Toll Booth B7 (1-21F)	410	16	Ticket Booth	34	8,649	254	1,330	0.15	9,684	1.12	
Parking Toll Booth B8 (1-21G)	411	16	Ticket Booth	34	8,649	254	1,330	0.15	9,684	1.12	
Parking Toll Booth B9 (1-21H)	219	16	Ticket Booth	34	8,649	254	1,330	0.15	9,684	1.12	









# Asset List Report By Name

Asset	Number	Age	Use	Size	Replacement Value	Cost/Unit	FCI Cost	FCI	RI Cost	RI	Asset Primary Photo
Picnic Shelter (3-16)	285	37	Public Shelter	779	21,960	28	0	0.00	11,949	0.54	
Remote Lot A Bus Shelter (3-12)	203	37	Public Shelter	235	24,952	106	0	0.00	10,182	0.41	
Remote Lot A Bus Shelter (3-13)	202	37	Public Shelter	233	24,826	107	0	0.00	10,123	0.41	
Remote Lot A Bus Shelter (3-14)	201	37	Public Shelter	295	28,584	97	0	0.00	11,907	0.42	
Remote Lot A Toll Booth (3-15)	412	37	Ticket Booth	41	9,598	234	0	0.00	3,437	0.36	
Remote Lot B Bus Shelter (3-06)	395	15	Public Shelter	73	13,883	190	1,950	0.14	13,311	0.96	









# Asset List Report By Name

Asset	Number	Age	Use	Size	Replacement Value	Cost/Unit	FCI Cost	FCI	RI Cost	RI	Asset Primary Photo
Remote Lot B Bus Shelter (3-08)	393	27	Public Shelter	75	14,093	188	0	0.00	11,521	0.82	
Remote Lot B Bus Shelter (3-07)	394	27	Public Shelter	75	14,093	188	0	0.00	11,521	0.82	
Remote Lot B Bus Shelter (3-09)	397	15	Public Shelter	73	13,883	190	1,950	0.14	13,311	0.96	
Remote Lot B Toll Booth (3-05)	396	15	Ticket Booth	33	9,246	280	1,311	0.14	9,168	0.99	
South Pedestrian Bridge (1-08S)	341	17		1	0	0	0	0.00	0	0.00	
Storage Building (3-10A)	391	17	Storage Building	110	11,000	100	0	0.00	0	0.00	



# Asset List Report By Name

Asset	Number	Age	Use	Size	Replacement Value	Cost/Unit	FCI Cost	FCI	RI Cost	RI	Asset Primary Photo
Surface Lot Teller Box (1-13)	389	37	Ticket Booth	79	13,925	176	0	0.00	5,163	0.37	
Surface Lot Walkway Canopy (C1-01)	384	17	Public Shelter	1	0	0	0	0.00	0	0.00	
Taxi Restroom Building (C1-53)	340	1	Restroom Building	350	495,700	1,416	0	0.00	0	0.00	
Taxi Stop Booth (1-27)	250	2	Public Shelter	100	20,000	200	0	0.00	2,086	0.10	
Tunnel Fire Pump House (5-07)	351	5	Maintenance Building	150	37,500	250	0	0.00	0	0.00	
USGS Monitoring Station Building (3-25)	344	17	Airport Services Building	50	5,000	100	0	0.00	0	0.00	
<b>Subtotal for Building</b>					<b>2,442,774</b>	<b>45</b>	<b>19,315,370</b>	<b>0.17</b>	<b>75,232,992</b>	<b>0.68</b>	
<b>Site Name: GMIA: Landside</b>					<b>110,554,171</b>		<b>19,315,370</b>	<b>0.17</b>	<b>75,232,992</b>	<b>0.68</b>	



# Asset List Report By Name

Department/Division Name: DOT - Airports	110,554,171	19,315,370	0.17	75,232,992	0.68
Summary	110,554,171	19,315,370	0.17	75,232,992	0.68










# Asset List Report By Replacement Value

**Reporting Currency: USD**  
Adjustment Factor: 0%





**Department/Division Name: DOT - Airports**

**Site Name: GMIA: Landside/Airside**

Asset	Number	Age	Use	Size	Replacement Value	Cost/Unit	FCI Cost	FCI	RI Cost	RI	Asset Primary Photo
<b>Asset Type: Building</b>											
AirCargo Carriers Storage Building (3-02)	386	27	Storage Building	45,600	1,915,200	42	0	0.00	0	0.00	
International Arrivals Terminal (1-06)	330	42	Terminal - Passenger	21,038	4,386,036	208	1,199,220	0.27	4,906,195	1.12	
Combined Maintenance Facility (4-04)	372	66	Maintenance Building	88,448	5,256,692	59	24,399	0.00	3,581,645	0.68	
Concourse C (1-02)	205	52	Terminal - Passenger	37,936	7,909,004	208	3,018,115	0.38	8,731,637	1.10	
Administration Building (1-05)	350	55	Airport Services Building	38,114	8,176,175	215	5,700,601	0.70	11,273,170	1.38	



# Asset List Report By Replacement Value

Asset	Number	Age	Use	Size	Replacement Value	Cost/Unit	FCI Cost	FCI	RI Cost	RI	Asset Primary Photo
Previous Republic Hangar (3-10)	284	27	Hangar	158,683	11,264,394	71	674,077	0.06	8,109,858	0.72	
Concourse E (1-04)	209	49	Terminal - Passenger	62,999	13,134,132	208	5,933,090	0.45	11,778,903	0.90	
Concourse D (1-03)	207	51	Terminal - Passenger	211,729	44,141,600	208	20,148,791	0.46	64,761,641	1.47	
Main Terminal Building (1-01)	190	62	Terminal - Passenger	357,607	167,501,969	468	142,027,844	0.85	273,408,273	1.63	
<b>Subtotal for Building</b>					<b>1,022,154</b>	<b>258</b>	<b>178,726,137</b>	<b>0.68</b>	<b>386,551,323</b>	<b>1.47</b>	
<b>Site Name: GMIA: Landside/Airside</b>							<b>178,726,137</b>	<b>0.68</b>	<b>386,551,323</b>	<b>1.47</b>	
<b>Department/Division Name: DOT - Airports</b>							<b>178,726,137</b>	<b>0.68</b>	<b>386,551,323</b>	<b>1.47</b>	
<b>Summary</b>							<b>178,726,137</b>	<b>0.68</b>	<b>386,551,323</b>	<b>1.47</b>	








# Asset List Report By Replacement Value

**Reporting Currency: USD**  
Adjustment Factor: 0%







**Department/Division Name: DOT - Airports**

**Site Name: GMIA: Privately-Owned**

Asset	Number	Age	Use	Size	Replacement Value	Cost/Unit	FCI Cost	FCI	RI Cost	RI	Asset Primary Photo
<b>Asset Type: Building</b>											
AirCargo Carriers Hangar (9-06)	0	27	Hangar	1	0	0	0	0.00	0	0.00	
Ameritech (9-04)	0	27	Storage Building	1	0	0	0	0.00	0	0.00	
Amtrak Parking Exit Canopy (C3-19)	390	17	Public Shelter	1	0	0	0	0.00	0	0.00	
Amtrak Train Station (3-19)	345	17	Airport Services Building	1	0	0	0	0.00	0	0.00	
ASIG/Menzies Fuel Building (5-16)	0	17	Airport Services Building	1	0	0	0	0.00	0	0.00	









# Asset List Report By Replacement Value

Asset	Number	Age	Use	Size	Replacement Value	Cost/Unit	FCI Cost	FCI	RI Cost	RI	Asset Primary Photo
ASIG/Menzies Fuel Building (5-16B)	0	17	Airport Services Building	1	0	0	0	0.00	0	0.00	
ASIG/Menzies Fuel Building (5-16C)	0	17	Airport Services Building	1	0	0	0	0.00	0	0.00	
ASIG/Menzies Storage Building (5-16D)	0	17	Airport Services Building	1	0	0	0	0.00	0	0.00	
FAA Administration Building (1-09)	0	17	Airport Services Building	1	0	0	0	0.00	0	0.00	
FAA Engine Generator (SX) MKEH (5-10)	0	17	Airport Services Building	1	0	0	0	0.00	0	0.00	
FAA Engine Generator MKEG (7-28)	0	17	Airport Services Building	1	0	0	0	0.00	0	0.00	









# Asset List Report By Replacement Value

Asset	Number	Age	Use	Size	Replacement Value	Cost/Unit	FCI Cost	FCI	RI Cost	RI	Asset Primary Photo
FAA Equipment Building (5-17)	0	17	Airport Services Building	1	0	0	0	0.00	0	0.00	
FAA Equipment Building (5-17A)	0	17	Airport Services Building	1	0	0	0	0.00	0	0.00	
FAA Equipment Shelter	0	17	Airport Services Building	1	0	0	0	0.00	0	0.00	
FAA Equipment Shelter (4-11)	0	17	Airport Services Building	1	0	0	0	0.00	0	0.00	
FAA Glide Slope Shelter BLY (7-25)	0	17	Airport Services Building	1	0	0	0	0.00	0	0.00	
FAA Glide Slope Shelter GMF (3-21)	0	17	Airport Services Building	1	0	0	0	0.00	0	0.00	









# Asset List Report By Replacement Value

Asset	Number	Age	Use	Size	Replacement Value	Cost/Unit	FCI Cost	FCI	RI Cost	RI	Asset Primary Photo
FAA Localizer (LOC) BLY Shelter (5-06)	0	17	Airport Services Building	1	0	0	0	0.00	0	0.00	
FAA Localizer Shelter ILS GMF (7-31)	0	17	Airport Services Building	1	0	0	0	0.00	0	0.00	
FAA Localizer Shelter MKE (7-27)	0	17	Airport Services Building	1	0	0	0	0.00	0	0.00	
FAA Localizer Shelter PXY (3-23)	0	17	Airport Services Building	1	0	0	0	0.00	0	0.00	
FAA MALSR Equipment Shelter BLY (7-23)	0	17	Airport Services Building	1	0	0	0	0.00	0	0.00	
FAA MALSR Shelter (3-22)	0	17	Airport Services Building	1	0	0	0	0.00	0	0.00	









# Asset List Report By Replacement Value

Asset	Number	Age	Use	Size	Replacement Value	Cost/Unit	FCI Cost	FCI	RI Cost	RI	Asset Primary Photo
FAA Middle Marker (MM) MKE Shelter (5-08)	0	17	Airport Services Building	1	0	0	0	0.00	0	0.00	
FAA Power Conditioning System MKEC (3-17)	0	17	Airport Services Building	1	0	0	0	0.00	0	0.00	
FAA Reference Transmitter ASDE-X (3-11)	0	17	Airport Services Building	1	0	0	0	0.00	0	0.00	
FAA Remote Transmitter / Receiver Shelter (3-20)	0	17	Airport Services Building	1	0	0	0	0.00	0	0.00	
FAA Remote Transmitter Receiver MK (1-18)	0	17	Airport Services Building	1	0	0	0	0.00	0	0.00	
FAA Storage (3-18)	0	17	Storage Building	1	0	0	0	0.00	0	0.00	









# Asset List Report By Replacement Value

Asset	Number	Age	Use	Size	Replacement Value	Cost/Unit	FCI Cost	FCI	RI Cost	RI	Asset Primary Photo
FAA Storage Building (1-17)	0	17	Airport Services Building	1	0	0	0	0.00	0	0.00	
FAA Storage Building (5-17B)	0	17	Airport Services Building	1	0	0	0	0.00	0	0.00	
FAA Tower (1-10)	0	42	FAA Owned	1	0	0	0	0.00	0	0.00	
Hangar (7-09)	0	56	Hangar	1	0	0	0	0.00	0	0.00	
MATC Aviation Center (422)	0	17	Hangar	1	0	0	0	0.00	0	0.00	
MATC Storage Building (5-04)	0	17	Storage Building	1	0	0	0	0.00	0	0.00	











# Asset List Report By Replacement Value

Asset	Number	Age	Use	Size	Replacement Value	Cost/Unit	FCI Cost	FCI	RI Cost	RI	Asset Primary Photo
MCTS Bus Shelter (1-36)	0	17	Public Shelter	1	0	0	0	0.00	0	0.00	
MMSD Control Building (4-08A)	0	17		1	0	0	0	0.00	0	0.00	
MMSD Generator Building (4-08B)	0	17		1	0	0	0	0.00	0	0.00	
Park's Runway Dog Run Picnic Shelter (5-14)	0	17	Public Shelter	1	0	0	0	0.00	0	0.00	
Private Air Cargo Carrier Hangar (9-07)	0	17	Hangar	1	0	0	0	0.00	0	0.00	
Private Air Wisconsin Hangar (9-08)	0	17	Hangar	1	0	0	0	0.00	0	0.00	









# Asset List Report By Replacement Value

Asset	Number	Age	Use	Size	Replacement Value	Cost/Unit	FCI Cost	FCI	RI Cost	RI	Asset Primary Photo
Private AirCargo Carrier Hangar (9-06)	0	17	Hangar	1	0	0	0	0.00	0	0.00	
Private Altria Aviation (5-01)	0	17	Hangar	1	0	0	0	0.00	0	0.00	
Private ASIG / Menzies Aviation Office (1-43)	0	17	Office Building	1	0	0	0	0.00	0	0.00	
Private ASIG / Menzies Aviation Shed (1-41)	0	17	Storage Building	1	0	0	0	0.00	0	0.00	
Private ASIG/Menzies Aviation Storage Building (9-01)	0	17	Storage Building	1	0	0	0	0.00	0	0.00	
Private Bales J Hangar (7-14)	0	17	Hangar	1	0	0	0	0.00	0	0.00	









# Asset List Report By Replacement Value

Asset	Number	Age	Use	Size	Replacement Value	Cost/Unit	FCI Cost	FCI	RI Cost	RI	Asset Primary Photo
Private Cargo Carriers FedEx Storage Building (3-01)	0	18	Storage Building	1	0	0	0	0.00	0	0.00	
Private Cessna / Citation Hangar (4-07)	0	17	Hangar	1	0	0	0	0.00	0	0.00	
Private Dahlke Hangar (7-11)	0	27	Hangar	1	0	0	0	0.00	0	0.00	
Private Deitrich A Hangar (7-20)	0	17	Hangar	1	0	0	0	0.00	0	0.00	
Private Edwards W D Hangar 506 (7-21)	0	17	Hangar	1	0	0	0	0.00	0	0.00	
Private Everbrite Co Hangar 102 (7-03)	0	17	Hangar	1	0	0	0	0.00	0	0.00	









# Asset List Report By Replacement Value

Asset	Number	Age	Use	Size	Replacement Value	Cost/Unit	FCI Cost	FCI	RI Cost	RI	Asset Primary Photo
Private Freight Runners Express Hangar 105 (7-06)	0	17	Hangar	1	0	0	0	0.00	0	0.00	
Private Freight Runners Express Hangar 213 (7-10)	0	17	Hangar	1	0	0	0	0.00	0	0.00	
Private Freight Runners Express Storage Building	0	17	Storage Building	1	0	0	0	0.00	0	0.00	
Private Grede Hangar 104 (7-05)	0	17	Hangar	1	0	0	0	0.00	0	0.00	
Private GSE Fuel Station (3-03)	0	17	Shelter	1	0	0	0	0.00	0	0.00	
Private Hangar 305 ((7-12) Pietrzak E ??)	0	17	Hangar	1	0	0	0	0.00	0	0.00	









# Asset List Report By Replacement Value

Asset	Number	Age	Use	Size	Replacement Value	Cost/Unit	FCI Cost	FCI	RI Cost	RI	Asset Primary Photo
Private Johnson Controls Hangar (4-16)	0	17	Hangar	1	0	0	0	0.00	0	0.00	
Private Landmark Aviation Hangar (2-02)	0	17	Hangar	1	0	0	0	0.00	0	0.00	
Private Landmark Aviation Hangar (2-05)	0	17	Hangar	1	0	0	0	0.00	0	0.00	
Private Leiske R Hangar 405 (7-18)	0	17	Hangar	1	0	0	0	0.00	0	0.00	
Private Loujo Co Hangar (7-04) RiteHite ???	0	17	Hangar	1	0	0	0	0.00	0	0.00	
Private Luetzow Hangar 100 (7-01)	0	17	Hangar	1	0	0	0	0.00	0	0.00	









# Asset List Report By Replacement Value

Asset	Number	Age	Use	Size	Replacement Value	Cost/Unit	FCI Cost	FCI	RI Cost	RI	Asset Primary Photo
Private Nissen B L Hangar 409 (7-19)	0	17	Hangar	1	0	0	0	0.00	0	0.00	
Private Northwestern Mutual Insurance Hangar (8-01)	0	17	Hangar	1	0	0	0	0.00	0	0.00	
Private Phillip Morris Fuel Farm Shack (5-03)	0	17		1	0	0	0	0.00	0	0.00	
Private Photoair Hangar (7-08)	0	17	Hangar	1	0	0	0	0.00	0	0.00	
Private Puzia R Hangar (7-17)	0	17	Hangar	1	0	0	0	0.00	0	0.00	
Private Rhombert B Hangar (7-15)	0	17	Hangar	1	0	0	0	0.00	0	0.00	









# Asset List Report By Replacement Value

Asset	Number	Age	Use	Size	Replacement Value	Cost/Unit	FCI Cost	FCI	RI Cost	RI	Asset Primary Photo
Private Rockwell Automation (2-04)	0	17	Hangar	1	0	0	0	0.00	0	0.00	
Private Skyway Airlines Hangar (9-02)	0	17	Hangar	1	0	0	0	0.00	0	0.00	
Private Stottlemeyer V Hangar 507 (7-22)	0	17	Hangar	1	0	0	0	0.00	0	0.00	
Private Sybron / Leeson Hangar (2-03)	0	17	Hangar	1	0	0	0	0.00	0	0.00	
Private Weber D Hangar 508 (7-30)	0	17	Hangar	1	0	0	0	0.00	0	0.00	
Private Weirich Hangar 304 (7-11)	0	17	Hangar	1	0	0	0	0.00	0	0.00	








# Asset List Report By Replacement Value

Asset	Number	Age	Use	Size	Replacement Value	Cost/Unit	FCI Cost	FCI	RI Cost	RI	Asset Primary Photo
Private Westergard A Hangar (7-16)	0	17	Hangar	1	0	0	0	0.00	0	0.00	
Signature Flight Hangar (8-05)	0	27	Hangar	1	0	0	0	0.00	0	0.00	
Signature Flight Hangar (8-02)	0	86	Hangar	1	0	0	0	0.00	0	0.00	
Signature Flight Hangar (8-06)	0	27	Hangar	1	0	0	0	0.00	0	0.00	
Signature Flight Maintenance (8-08)	0	27	Maintenance Building	1	0	0	0	0.00	0	0.00	
Signature Flight Storage (8-03)	0	27	Storage Building	1	0	0	0	0.00	0	0.00	





# Asset List Report By Replacement Value

Asset	Number	Age	Use	Size	Replacement Value	Cost/Unit	FCI Cost	FCI	RI Cost	RI	Asset Primary Photo
Signature Flight Terminal (8-07)	0	19	Airport Services Building	1	0	0	0	0.00	0	0.00	
Signature Flight Walkway (8-04)	0	39	Airport Services Building	1	0	0	0	0.00	0	0.00	
Signature Fuel Support (1-16)	0	27	Airport Services Building	1	0	0	0	0.00	0	0.00	
US Postal Service Hangar and Post Office (2-06)	0	17	Hangar	1	0	0	0	0.00	0	0.00	
Private Freight Runners Express Hangar 106 (7-07)	0	17	Hangar	1	486	486	11,724	24.12	11,771	24.22	
<b>Subtotal for Building</b>				<b>88</b>	<b>486</b>	<b>6</b>	<b>11,724</b>	<b>24.12</b>	<b>11,771</b>	<b>24.22</b>	
<b>Site Name: GMA: Privately-Owned</b>											
<b>Department/Division Name: DOT - Airports</b>											
<b>Summary</b>					<b>486</b>		<b>11,724</b>	<b>24.12</b>	<b>11,771</b>	<b>24.22</b>	








# Asset List Report By Name

**Reporting Currency: USD**  
Adjustment Factor: 0%







**Department/Division Name: DOT - Airports**

**Site Name: MKE Regional Business Park**

Asset	Number	Age	Use	Size	Replacement Value	Cost/Unit	FCI Cost	FCI	RI Cost	RI	Asset Primary Photo
<b>Asset Type: Building</b>											
Air Cargo Storage Building	6121	19	Storage Building	3,024	139,999	46	17,766	0.13	63,069	0.45	
Air Compressor for Fire Suppression System	6216	23	Maintenance Building	862	52,360	61	14,256	0.27	31,331	0.60	
Confined Space Training Building	6259	17	Airport Services Building	64	5,807	91	376	0.06	1,335	0.23	
Dining Hall	6107	39	Food Services Building	8,540	717,924	84	99,523	0.14	251,950	0.35	
Dog Paddle Business	6112	55	Manufacturing Building	4,414	862,177	195	417,970	0.48	741,304	0.86	









# Asset List Report By Name

Asset	Number	Age	Use	Size	Replacement Value	Cost/Unit	FCI Cost	FCI	RI Cost	RI	Asset Primary Photo
Electrical Shop	6220	17	Maintenance Building	21,520	3,061,621	142	358,356	0.12	1,451,041	0.47	
Equipment Storage Building	6109	25	Storage Building	5,200	231,398	44	83,350	0.36	108,452	0.47	
FAA Storage Building	6129	23	Storage Building	1,500	75,000	50	0	0.00	0	0.00	
Fire Control Tower	6262A	14	Airport Services Building	100	5,000	50	0	0.00	0	0.00	
Fire Department Air-Pak Training Facility	6261	13	Airport Services Building	510	101,047	198	32,341	0.32	87,720	0.87	
Fire Department Office	6224	21	Airport Services Building	2,256	490,223	217	293,167	0.60	475,799	0.97	









# Asset List Report By Name

Asset	Number	Age	Use	Size	Replacement Value	Cost/Unit	FCI Cost	FCI	RI Cost	RI	Asset Primary Photo
Fire Department Storage Building	6255	21	Storage Building	936	48,980	52	6,794	0.14	25,335	0.52	
Fire Dept Training Tower	6404	16	Airport Services Building	64	3,888	61	376	0.10	1,929	0.50	
Fire Protection Pumphouse	6120	21	Maintenance Building	824	3,530,052	4,284	3,493,629	0.99	3,509,951	0.99	
Fire Station	6212	57	Airport Services Building	10,612	2,094,772	197	1,014,126	0.48	1,614,643	0.77	
Flight Training Simulator Building	6114	32	Services Building	2,000	96,067	48	35,934	0.37	70,019	0.73	
Fuel Controls Building	6307	27	Airport Services Building	48	2,400	50	0	0.00	0	0.00	









# Asset List Report By Name

Asset	Number	Age	Use	Size	Replacement Value	Cost/Unit	FCI Cost	FCI	RI Cost	RI	Asset Primary Photo
Guard Shack	6215	27	Guard Station	40	8,000	200	0	0.00	0	0.00	
Hangar	6302	42	Storage Building	22,452	1,632,689	73	529,139	0.32	1,611,217	0.99	
HTF Storage Building	6205	61	Storage Building	56,130	2,272,479	40	1,311,501	0.58	1,625,522	0.72	
Indoor Firing Range	6301	32	Services Building	3,630	220,494	61	65,220	0.30	116,430	0.53	
Jet Fuel Fill Stand	6309	27	Maintenance Building	410	19,265	47	4,851	0.25	4,851	0.25	
Jet Fuel Pumpphouse	6310	61	Maintenance Building	464	28,184	61	10,731	0.38	19,046	0.68	









# Asset List Report By Name

Asset	Number	Age	Use	Size	Replacement Value	Cost/Unit	FCI Cost	FCI	RI Cost	RI	Asset Primary Photo
Main Gate House	6401	16	Guard Station	64	15,961	249	2,264	0.14	13,018	0.82	
Main Gate Overwatch	6100	23	Guard Station	138	19,465	141	1,300	0.07	18,063	0.93	
Maintenance Building	6104	58	Maintenance Building	7,676	508,993	66	252,269	0.50	448,422	0.88	
Maintenance Hangar	6217	61	Hangar	69,848	6,586,863	94	3,606,214	0.55	4,904,265	0.74	
Manufacturing Building	6218	42	Manufacturing Building	2,699	197,031	73	63,520	0.32	192,740	0.98	
Manufacturing Building	6222	21	Manufacturing Building	9,005	847,826	94	384,449	0.45	648,384	0.76	









# Asset List Report By Name

Asset	Number	Age	Use	Size	Replacement Value	Cost/Unit	FCI Cost	FCI	RI Cost	RI	Asset Primary Photo
Medical Clinic	6140	19	Services Building	11,458	2,489,794	217	692,787	0.28	1,795,244	0.72	
Office and Shop Building	6106	42	Maintenance Building	10,740	695,979	65	252,757	0.36	766,956	1.10	
Office Building	6101	27	Office Building	11,854	2,558,559	216	1,448,312	0.57	2,573,115	1.01	
Office Building	6102	60	Office Building	45,317	9,592,811	212	5,781,764	0.60	10,626,579	1.11	
Office Building	6108	21	Office Building	2,012	380,235	189	261,459	0.69	424,338	1.12	
Office Building	6110	55	Office Building	3,384	319,121	94	146,918	0.46	173,674	0.54	









# Asset List Report By Name

Asset	Number	Age	Use	Size	Replacement Value	Cost/Unit	FCI Cost	FCI	RI Cost	RI	Asset Primary Photo
Office Building	6111	55	Office Building	3,384	319,121	94	146,918	0.46	173,674	0.54	
Office Building	6113	35	Office Building	4,000	772,850	193	241,970	0.31	585,567	0.76	
Office Building	6117	21	Office Building	2,712	589,311	217	352,424	0.60	571,970	0.97	
Office Building	6200	31	Office Building	6,593	1,423,029	216	688,986	0.48	1,446,055	1.02	
Office Building	6203	27	Office Building	1,484	315,987	213	166,227	0.53	301,643	0.95	
Office Building	6207	23	Office Building	1,340	291,179	217	174,132	0.60	282,610	0.97	











# Asset List Report By Name

Asset	Number	Age	Use	Size	Replacement Value	Cost/Unit	FCI Cost	FCI	RI Cost	RI	Asset Primary Photo
Office Building	6209	29	Office Building	14,595	2,686,809	184	1,708,954	0.64	3,018,007	1.12	
Office Building	6210	19	Office Building	5,022	959,894	191	303,646	0.32	812,944	0.85	
Office Building	6213	19	Office Building	540	41,146	76	3,173	0.08	11,262	0.27	
Office Building	6300	61	Airport Services Building	846	175,642	208	107,936	0.61	201,907	1.15	
Office Building	6303	38	Office Building	1,372	296,132	216	82,996	0.28	198,349	0.67	
Office Building	6305	19	Airport Services Building	2,800	608,433	217	169,297	0.28	438,705	0.72	









# Asset List Report By Name

Asset	Number	Age	Use	Size	Replacement Value	Cost/Unit	FCI Cost	FCI	RI Cost	RI	Asset Primary Photo
Racquetball Court	6115	34	Recreation Building	1,347	126,851	94	61,516	0.48	96,772	0.76	
Readiness Training Facility	6262	14	Airport Services Building	5,544	1,027,278	185	351,560	0.34	953,560	0.93	
Storage / Picnic Pavilion	6111A	55	Public Shelter	1	0	0	0	0.00	0	0.00	
Storage Building	6104A	27	Storage Building	132	9,893	75	2,116	0.21	2,753	0.28	
Storage Building	6104B	27	Storage Building	224	13,606	61	5,604	0.41	8,764	0.64	
Storage Building	6104C	27	Storage Building	200	10,000	50	0	0.00	0	0.00	









# Asset List Report By Name

Asset	Number	Age	Use	Size	Replacement Value	Cost/Unit	FCI Cost	FCI	RI Cost	RI	Asset Primary Photo
Storage Building	6105	23	Storage Building	810	43,213	53	5,879	0.14	21,924	0.51	
Storage Building	6122	17	Storage Building	1,800	87,366	49	10,575	0.12	37,541	0.43	
Storage Building	6125	23	Storage Building	648	35,688	55	4,705	0.13	17,541	0.49	
Storage Building	6126	23	Storage Building	648	35,688	55	4,705	0.13	17,541	0.49	
Storage Building	6127	23	Storage Building	648	35,688	55	4,705	0.13	17,541	0.49	
Storage Building	6128	23	Storage Building	648	35,688	55	4,705	0.13	17,541	0.49	









# Asset List Report By Name

Asset	Number	Age	Use	Size	Replacement Value	Cost/Unit	FCI Cost	FCI	RI Cost	RI	Asset Primary Photo
Storage Building	6130	21	Storage Building	1,386	69,170	50	10,062	0.15	37,517	0.54	
Storage Building	6131	21	Storage Building	905	47,567	53	6,569	0.14	24,496	0.51	
Storage Building	6132	21	Storage Building	696	37,933	55	5,052	0.13	18,839	0.50	
Storage Building	6133	19	Storage Building	5,189	230,941	45	30,486	0.13	108,223	0.47	
Storage Building	6134	16	Storage Building	2,520	118,486	47	14,805	0.12	52,558	0.44	
Storage Building	6135	21	Storage Building	961	50,118	52	6,976	0.14	26,012	0.52	









# Asset List Report By Name

Asset	Number	Age	Use	Size	Replacement Value	Cost/Unit	FCI Cost	FCI	RI Cost	RI	Asset Primary Photo
Storage Building	6136	27	Storage Building	100	6,074	61	2,499	0.41	3,909	0.64	
Storage Building	6201	52	Storage Building	630	45,330	72	1,322	0.03	18,057	0.40	
Storage Building	6202	23	Storage Building	1,296	65,173	50	9,408	0.14	35,080	0.54	
Storage Building	6206	15	Storage Building	3,024	139,999	46	17,766	0.13	63,069	0.45	
Storage Building	6208	39	Maintenance Building	13,151	841,779	64	195,136	0.23	533,576	0.63	
Storage Building	6219	42	Storage Building	5,280	264,000	50	0	0.00	0	0.00	









# Asset List Report By Name

Asset	Number	Age	Use	Size	Replacement Value	Cost/Unit	FCI Cost	FCI	RI Cost	RI	Asset Primary Photo
Storage Building	6221	21	Storage Building	1,728	84,221	49	12,545	0.15	46,774	0.56	
Storage Building	6225	21	Storage Building	2,232	106,102	48	16,204	0.15	60,417	0.57	
Storage Building	6256	18	Storage Building	25	1,908	76	147	0.08	521	0.27	
Storage Building	6304	21	Storage Building	3,156	236,263	75	55,710	0.24	118,225	0.50	
Storage Building	6311	24	Storage Building	980	35,658	36	0	0.00	7,500	0.21	
Storage Building	6312	24	Storage Building	288	25,649	89	2,091	0.08	7,796	0.30	









# Asset List Report By Name

Asset	Number	Age	Use	Size	Replacement Value	Cost/Unit	FCI Cost	FCI	RI Cost	RI	Asset Primary Photo
Storage Building	6313	22	Storage Building	80	6,820	85	580	0.09	2,165	0.32	
Storage Container Building	6500	27	Storage Building	240	12,000	50	0	0.00	0	0.00	
Storage Container Building	6501	27	Storage Building	64	3,200	50	0	0.00	0	0.00	
Storage Container Building	6502	27	Storage Building	128	6,400	50	0	0.00	0	0.00	
Storage Container	6150	27	Storage Building	128	6,400	50	0	0.00	0	0.00	
Storage Container	6151	27	Storage Building	128	6,400	50	0	0.00	0	0.00	









# Asset List Report By Name

Asset	Number	Age	Use	Size	Replacement Value	Cost/Unit	FCI Cost	FCI	RI Cost	RI	Asset Primary Photo
Storage Container	6152	27	Storage Building	64	0	0	0	0.00	0	0.00	
Storage Container	6212A	27	Storage Building	208	10,400	50	0	0.00	0	0.00	
Storage Container	6223	27	Storage Building	128	0	0	0	0.00	0	0.00	
Storage Container	6231	27	Storage Building	160	8,000	50	0	0.00	0	0.00	
Storage Container	6232	27	Storage Building	160	8,000	50	0	0.00	0	0.00	
Storage Container	6233	27	Storage Building	160	8,000	50	0	0.00	0	0.00	








# Asset List Report By Name

Asset	Number	Age	Use	Size	Replacement Value	Cost/Unit	FCI Cost	FCI	RI Cost	RI	Asset Primary Photo
Storage Container	6257	27	Storage Building	64	3,200	50	0	0.00	0	0.00	
Storage Container	6318	27	Storage Building	160	8,000	50	0	0.00	0	0.00	
Vehicle Garage	6204	27	Maintenance Building	2,052	98,321	48	32,891	0.33	42,797	0.44	
<b>Subtotal for Building</b>					<b>52,444,466</b>	<b>124</b>	<b>25,706,396</b>	<b>0.49</b>	<b>44,837,446</b>	<b>0.85</b>	
<b>Asset Type: Electrical Distribution</b>											
Emergency Generator for Building 102	6103	43		360	21,837	61	2,614	0.12	15,129	0.69	
Emergency Generator for Building 102	6116	21		201	13,684	68	1,460	0.11	5,441	0.40	
Emergency Generator for Building 107	6119	15		144	10,570	73	846	0.08	3,003	0.28	



# Asset List Report By Name

Asset	Number	Age	Use	Size	Replacement Value	Cost/Unit	FCI Cost	FCI	RI Cost	RI	Asset Primary Photo
Emergency Generator for Building 111	6118	15		144	10,570	73	846	0.08	3,003	0.28	
Emergency Generator for Building 212	6211	16		121	9,263	77	711	0.08	2,524	0.27	
<b>Subtotal for Electrical Distribution</b>					<b>970</b>	<b>68</b>	<b>6,476</b>	<b>0.10</b>	<b>29,100</b>	<b>0.44</b>	
<b>Asset Type: Tank</b>											
40,000 Gallon Tank	6308	27		40,000	226,832	6	283,540	1.25	283,540	1.25	
<b>Subtotal for Tank</b>					<b>40,000</b>	<b>6</b>	<b>283,540</b>	<b>1.25</b>	<b>283,540</b>	<b>1.25</b>	
<b>Site Name: MKE Regional Business Park</b>							<b>25,996,412</b>	<b>0.49</b>	<b>45,150,087</b>	<b>0.86</b>	
<b>Department/Division Name: DOT - Airports</b>							<b>25,996,412</b>	<b>0.49</b>	<b>45,150,087</b>	<b>0.86</b>	
<b>Summary</b>							<b>25,996,412</b>	<b>0.49</b>	<b>45,150,087</b>	<b>0.86</b>	